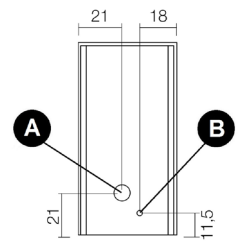
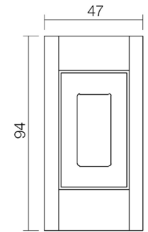
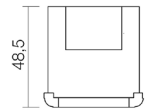




Nominal power	kW	6,5
Reduced power	kW	2,4
Introduced thermal power (max)	kW	7
Nominal water useful power	kW	-
Reduced water useful power	kW	-
Nominal efficiency	%	92
Reduced efficiency	%	95
Heating volume (min-max)	m ³	57,6 - 156
Nominal CO at 13% O ₂	%	0,004
Reduced CO at 13% O ₂	%	0,01
Emissions CO (13% O ₂) (min-max)	mg/Nm ³	123 - 50
Emissions OGC (13% O ₂) (min-max)	mg/Nm ³	1,0 - 2,0
Emissions NOX (13% O ₂) (min-max)	mg/Nm ³	145 - 139
Dust content at 13% O ₂ (min-max)	mg/Nm ³	33 - 7
Boiler capacity (H ₂ O)	l	-
Hopper capacity	kg	16
Combustible		Pellet ø6
Hourly consumption (min-max)	kg/h	0,5 - 1,5
Autonomy (min-max)	h	10,7 - 32
Ignition electrical absorption (max)	W	326
Operating electrical absorption (max)	W	40
Supply and frequency	V - Hz	230 - 50
Chimney flue depression	Pa	11
Exhaust diameter	mm	80
Combustion air inlet diameter	mm	60
Mass of smoke (min-max)	g/sec	2,1 - 4,4
Exhaust fumes temperature (max)	°C	139
Net weight	kg	64
Gross weight	kg	74
Exhaust fumes	see	A
Hole combustion air inlet	see	B
Ducting outlet	see	-
Ducting capability up to	m	-



Art. 15A B-VG 2015
BImSchV 2016
Regensburg
München
Stuttgart
Aachen



MATCH

7016081	NEUTRAL STRUCTURE	EAN 8033123618243
6917010	Anthracite steel	EAN 8033123618274
6917008	White steel	EAN 8033123618250
6917009	Red steel	EAN 8033123618267

PLUS



Cast iron burning pot



Sealed chamber



Aluminium Auger



Connection to the room thermostat



Comfort mode



Back exhaust



Concentric kit (optional)



Cast iron door



Daily weekly programming

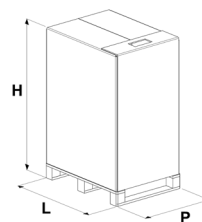


Remote control



Wi-Fi kit (optional)

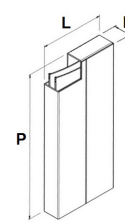
STOVE PACKING



L (cm)	H (cm)	P (cm)
80	114,3	60

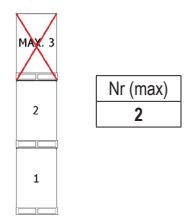
VOLUME (m ³)	0,55
--------------------------	------

LINING PACKING

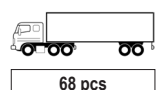


	L (cm)	H (cm)	P (cm)
steel	48,5	8	94,5

STOCKING



TRANSPORT



68 pcs